



Level 1-5 District Qualifier

Meet Results

Aug 16, 2014

Page: 1
 Printed: 8/19/2014 7:17:52 AM
 Women / 3A / All Ages
 Session: 1
 Judge's Signatures





Rank	Num	Name	Gym					AA
1	307	McKinzie Balfour	Flipnastics	9.200 3	9.600 1	9.325 1	8.925 8	37.050 1
2	332	Marin Kent	Capital	9.500 1	9.250 2	9.000 7T	9.225 3	36.975 2
3	305	Sydney Alfaro	Crenshaw's	8.900 10T	9.200 3	9.100 3	9.300 1	36.500 3
4	331	Londyn Ingram	Capital	9.300 2	9.125 6	9.025 5T	9.000 6	36.450 4
5	333	Sophia Krieger	Capital	9.100 4T	9.150 4T	8.975 9	8.875 10	36.100 5
6	314	Crosby Gustafson	Flipnastics	9.000 8T	8.950 8	8.650 18	9.150 5	35.750 6
7	316	Morgan Rodriguez	Flipnastics	8.800 15T	8.000 28T	9.225 2	9.250 2	35.275 7
8T	341	Pearl Maillart	Capital	9.100 4T	8.725 10	8.850 11T	8.500 17	35.175 8T
8T	334	Mariana Mendez	Capital	8.900 10T	8.700 11T	8.825 13	8.750 12T	35.175 8T
10	330	Alisa Herrera	Capital	9.100 4T	8.650 13T	9.000 7T	8.350 22T	35.100 10
11	329	Catherine Cowan	Capital	8.900 10T	8.125 27	9.050 4	8.825 11	34.900 11
12	306	Lilly Tisdale	Crenshaw's	8.800 15T	8.500 20	8.700 17	8.750 12T	34.750 12
13	319	Alexia Smith	OHG	8.700 23T	8.800 9	8.450 22	8.700 14T	34.650 13
14	322	Lucy Olive	OHG	8.900 10T	8.275 24	8.200 26T	9.200 4	34.575 14
15	308	Maci Brouillette	Flipnastics	8.600 26T	8.700 11T	8.750 16	8.450 19	34.500 15
16	338	Charley Walker	Capital	8.800 15T	8.250 25	8.400 23	8.950 7	34.400 16
17	318	Caitlin Blackwell	OHG	8.800 15T	8.600 16T	8.500 20T	8.475 18	34.375 17
18	327	Kiara Alcorn	Capital	8.900 10T	8.175 26	8.900 10	8.375 21	34.350 18
19	304	Angelina Kelley	Crenshaw's	8.800 15T	9.150 4T	8.350 24	7.950 29T	34.250 19
20	301	Kendall Lawrence	Crenshaw's	8.400 28T	9.025 7	8.850 11T	7.950 29T	34.225 20
21	317	Morgan Seal	Flipnastics	8.700 23T	8.525 19	9.025 5T	7.950 29T	34.200 21
22	328	Shea Anderson	Capital	8.800 15T	8.000 28T	8.800 14T	8.400 20	34.000 22
23	337	Claudia Salazar	Capital	8.400 28T	8.625 15	8.050 32	8.900 9	33.975 23
24	339	Ashlyn Whiteside	Capital	8.800 15T	7.825 30	8.600 19	8.350 22T	33.575 24

Level 1-5 District Qualifier

Meet Results

Aug 16, 2014

Page: 2
 Printed: 8/19/2014 7:17:52 AM
 Women / 3A / All Ages
 Session: 1

Rank	Num	Name	Gym					AA
25	336	Riley Russell	Capital	8.800 15T	8.375 22	8.150 29T	8.150 25T	33.475 25
26	335	Kayla Mican	Capital	8.300 31T	8.600 16T	8.200 26T	7.900 34	33.000 26
27	313	Lauren Hall	Flipnastics	8.100 36	8.575 18	8.100 31	8.150 25T	32.925 27
28	312	Addison Hall	Flipnastics	9.100 4T	8.650 13T	6.850 39	8.300 24	32.900 28
29	302	Emily Grissom	Crenshaw's	8.700 23T	7.400 36	7.950 33T	8.700 14T	32.750 29
30	315	Mikaela Jurovich	Flipnastics	8.300 31T	6.725 39	8.800 14T	8.650 16	32.475 30
31	310	Savannah Frey	Flipnastics	8.200 34T	7.800 31	8.300 25	7.950 29T	32.250 31
32	324	Addison Jayne	GYMACT	8.200 34T	7.500 35	8.200 26T	8.025 28	31.925 32
33	311	Catie Harris	Flipnastics	8.400 28T	7.050 38	8.500 20T	7.950 29T	31.900 33
34	340	Kimmie Wurmstein	Capital	7.900 38	7.525 34	7.950 33T	8.125 27	31.500 34
35	321	Sabine Williams	OHG	8.300 31T	7.250 37	8.150 29T	7.475 35	31.175 35
36	325	Anne McCary	GYMACT	7.800 39	8.400 21	7.200 37	7.150 36	30.550 36
37	323	Ava Craig	GYMACT	8.000 37	7.675 32	7.750 35	6.900 37	30.325 37
38	309	Maeve Cowings	Flipnastics	9.000 8T	8.300 23	7.550 36	0.000 38T	24.850 38
39	320	Jackie Snowden	OHG	8.600 26T	7.600 33	7.000 38	0.000 38T	23.200 39